



**District Report Card: 2017**


<b>State:</b> Andhra Pradesh	<b>District:</b> Vizianagaram
<b>Class:</b> 8	<b>Subject:</b> Language
<b>Schools:</b> 51	<b>Students:</b> 1236


**Participation/Coverage**


**Students**

<b>GENDER</b> 	Boys		Girls	
	Number	%	Number	%
	518	41.91	718	58.09

<b>AREA</b> 	Rural		Urban	
	Number	%	Number	%
	1106	89.48	130	10.52

<b>CATEGORY</b> 	SC		ST		OBC		GEN	
	Number	%	Number	%	Number	%	Number	%
	181	14.64	207	16.75	785	63.51	63	5.10

<b>CWSN</b> 	LD	VI	HI	S&LD	ID	Oth
	0	2	0	1	0	69

<b>Management</b> 	Government		Government-aided	
	Number	%	Number	%
	1236	100.00	0	0.00

**Average Performance of Students in Language (%)**

Overall	Gender		Area		Management		Social Group			
	Male	Female	Rural	Urban	Govt.	Aided	SC	ST	OBC	GEN
54.69	53.94	55.23	54.67	54.87	54.69	0.00	47.33	53.85	56.16	60.21

### Performance on Learning Outcomes (LOs)

Learning Outcomes	Description	Average Performance(%)
L813	Read textual/non-textual materials with comprehension and identifies the details, characters, main idea and sequence of ideas and events while reading	54.69

Range of Performance of Students who Answered Correctly							
Below 30%		30% - 50%		50% - 75%		Above 75%	
Number	%	Number	%	Number	%	Number	%
172	13.92	314	25.40	550	44.50	200	16.18

### Lowest Performing Learning Outcomes (LOs)

1 - Read textual/non-textual materials with comprehension and identifies the details, characters, main idea and sequence of ideas and events while reading (54.69)